






















































RESULTATS DETAILLES DES EQUIPES
FULL TEAM TEAM RESULTS

Num	Nation	Féd	Juges / Judges						Pen.
Num	Nation	Fed	1	2	3	4	5	6	Pen.
1	UKRAINE	UKR	Match 74.749 (2)						
	GAF 27.925	73 	18.800	9.40	9.40	9.40	8.90		
	73 KVASHA Alona	73 	8.875	8.95	8.80	9.10	8.80		
	74 YAROTSKA Irina	74 	9.100	9.15	9.05	9.15	8.95		
		73 	9.125	9.20	9.10	8.95	9.15		
	GAM 29.150	71 	9.700	9.70	9.75	9.70	9.65		
	71 ZOZULIA Roman	71 	19.450	9.70	9.70	9.75	9.80		
	72 BERESH Olexander	71 	9.175	9.20	9.20	9.05	9.15		
		72 	8.925	8.95	9.00	8.80	8.90		
	GRS 17.674	76 	* 18.400	9.10	9.10	9.40	9.35	9.50	9.40
	75 GODUNKO Natalya	76 	9.100	9.10	8.80	9.40	9.35	9.40	9.40
	76 BESSONOVA Anna	76 	9.066	9.00	8.80	9.40	9.35	9.50	9.40
		76 	8.608	8.20	8.60	9.00	8.90	9.05	9.10
				VT	VA	EX 1	EX 2	EX 3	EX 4
2	RUSSIA	RUS	Match 74.516 (2)						
	GAF 28.075	64 	9.500	9.50	9.50	9.40	9.55		
	63 KHORKINA Svetlana	63 	9.750	9.75	9.75	9.75	9.55		
	64 PAVLOVA Anna	64 	9.375	9.40	9.50	9.35	9.25		
		63 	18.700	9.40	9.35	9.35	9.30		
	GAM 18.650	61 	9.300	9.50	9.35	9.30	9.45		0.1
	61 NEMOV Alexei	61 							
	62 BONDARENKO Alexei	62 	9.350	9.40	9.30	9.35	9.35		
		62 	18.300	9.15	9.15	9.00	9.35		
		61 	9.575	9.60	9.50	9.70	9.55		
	GRS 27.791	65 	* 9.400	9.00	9.60	9.60	9.60	9.40	9.60
	65 KABAEVA Alina	66 	9.283	8.85	9.50	9.50	9.60	9.50	9.50
	66 TCHACHINA Irina	66 	18.466	8.70	9.50	9.50	9.55	9.45	9.50
		65 	9.325	8.85	9.60	9.60	9.65	9.45	9.45
				VT	VA	EX 1	EX 2	EX 3	EX 4

**Demi Finales
Semi Finals**

Time: 14:51
Date: 04-05-2003
Page: 2

**RESULTATS DETAILLES DES EQUIPES
FULL TEAM TEAM RESULTS**

Num	Nation	Féd	Juges / Judges						Pen.		
Num	Nation	Fed	1	2	3	4	5	6	Pen.		
3	BELARUS	BLR	Match 71.399								
	GAF 26.050	14		8.400	8.30	8.60	8.50	8.10			
	13 ZHARHANOVA Tatsiana	13		* 17.650	8.90	8.65	8.90	8.75			
	14 TARASENKA Yoliya										
											
	GAM 28.800										
	11 KASPAROVICH Dimitri	11		9.650	9.65	9.60	9.65	9.65			
	12 SAVENKOV Dzinis	11		* 19.150	9.70	9.50	9.55	9.60			
											
											
											
	GRS 16.549				VT	VA	EX 1	EX 2	EX 3	EX 4	
	15 CHARKACHINA Lubou	16		8.383	7.50	8.70	9.10	9.15	9.00	9.00	0.10
	16 ZHUKAVA Inna	16		8.166	7.00	8.60	8.90	8.90	8.80	8.90	
											
4	HUNGARY	HUN	Match 67.524								
	GAF 24.350										
	43 KISS Renata	43		8.250	7.90	8.30	8.30	8.20			
	44 PENTEK Tunde	44		* 16.100	8.00	7.95	8.10	8.10			
											
	GAM 28.425	41		9.475	9.45	9.55	9.50	9.45			
	41 GAL Robert	42		* 18.950	9.50	9.50	9.45	9.45			
	42 FEKETE Levente										
											
											
											
	GRS 14.749	45		7.583	6.50	7.60	8.50	8.60	8.70	8.80	
	45 HARRIS Brigitta	45		7.166	5.40	7.60	8.70	8.70	8.50	8.50	0.10
	46 DAROCZI Petra										
											

LONGINES